



JULIET4™ shown

JULIET®

MAGNIFIER

OWNERS MANUAL

SIG SAUER®

TABLE OF CONTENTS

Introduction	3
Features	3
Contents	4
Product Identification	4
Installation	6
Operation	7
Specifications	8
Maintenance	10
SIG SAUER® Electro-Optics Infinite Guarantee™ / Lifetime Limited Warranty	12

Please visit sigsauer.com for Owners Manual downloads.

INTRODUCTION

The SIG SAUER® JULIET® Magnifier provides users the ability to engage longer range targets with more accuracy. When mounted behind a Sig Sauer ROMEO Red Dot sight the quick flip away JULIET Magnifier allows the user to quickly change from close to long distance targets with a fast single handed operation. Lens covers protect your JULIET Magnifier from spent casings and other debris. Tested to MIL-SPEC standards, your JULIET Magnifier is built to never let you down.

FEATURES

(Vary depending upon model)

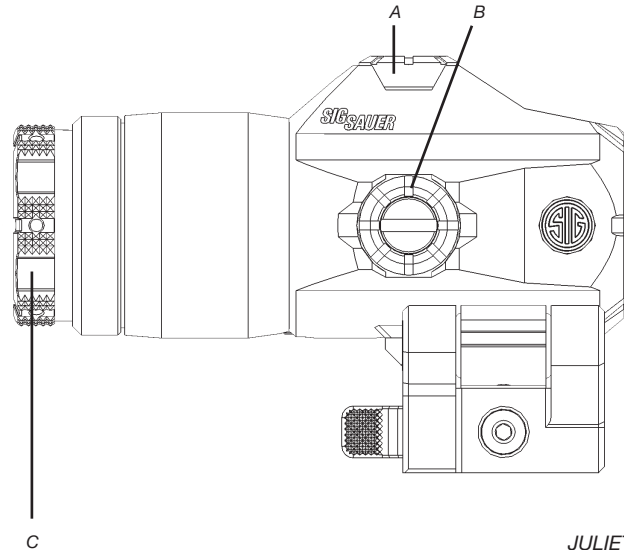
- Quick Release for easy removal when not in use
- PowerCam 90° Mount
- Rear flip back lens cover for added protection
- 2X lens filters to protect the objective lens of your magnifier
- IPX8 20 Meters for 1 hour

CONTENTS:

- JULIET® Magnifier
- JULIET Flip Away Mount
- 4 Screws (White Nylok patch) 1.41" Setting
- 1.53" Spacer Plate
- 4 Screws (Red Nylok patch) 1.53" Setting
- 1.63" Spacer Plate
- 4 Screws (Blue Nylok patch) 1.63" Setting
- 2.5 mm Hex Tool
- 2 Thread In Lens Covers
- Flip Back Lens Cover

PRODUCT IDENTIFICATION

- A** Elevation Adjustment
B Windage Adjustment
C Diopter Adjustment Ring



JULIET4™ shown

! WARNING

Before working on your JULIET® Magnifier always ensure that the firearm is unloaded with the safety on.

INSTALLATION

The JULIET comes with two separate mounting plates that allow the user to mount the magnifier behind optics ranging from 1.41" to 1.63". If you need to raise the height of the JULIET you will need to remove your magnifier from the base and re-attach it with the correct riser plate and its corresponding length screws.

Once you have selected the correct height, mount the JULIET magnifier behind your red dot sight. Make sure that there is enough space between the two so that the magnifier can be rotated out of the way without making contact.

Adjust the torque of the adjustment screw on the opposite of the quick release lever so that the magnifier can be installed and removed without adjustment. If the adjustment screw is over tightened you will not be able to operate the quick release lever.

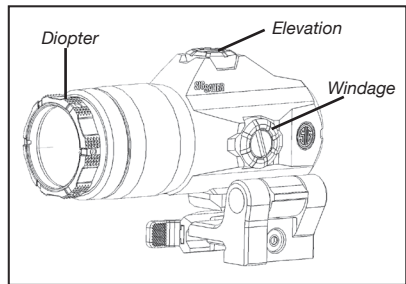
OPERATION

JULIET magnifiers are designed to operate behind red dot sights. When the magnifier is not in use flip it to the side to return to 1x power.

ADJUSTMENTS

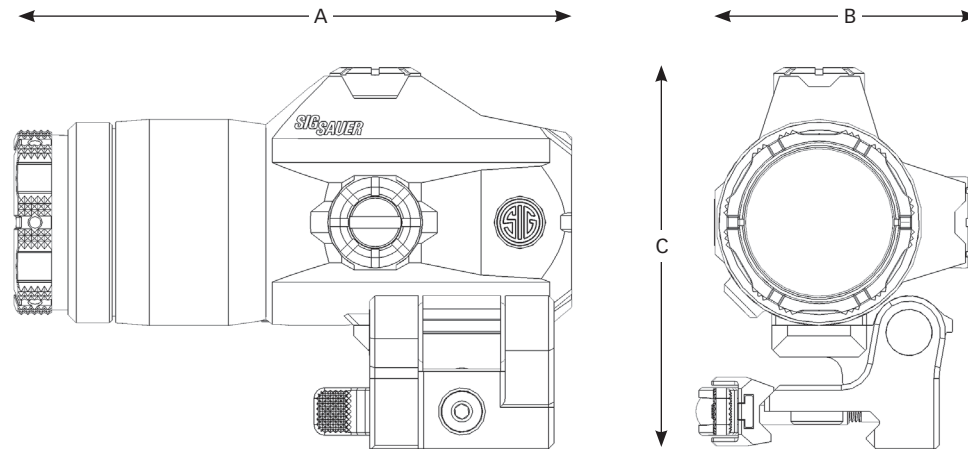
The JULIET should be adjusted to match your red dot sight. To do this, use the windage and elevation adjustment dials on the top and right side of the magnifier. You will want to adjust the magnifier so that the red dot is located in the center of the field of view. Adjusting the windage and elevation dials on your JULIET does not make changes to the POI of your firearm. Those adjustments will need to be made on your red dot sight.

The JULIET also has an adjustable diopter. To adjust the diopter rotate the diopter adjustment ring until the aiming feature is crisp and clear.



JULIET® SPECIFICATIONS

MODEL	JULIET3™	JULIET4™	JULIET6™
Magnification	3x	4x	6x
Field of View	8°	6.25°	4°
Objective Lens Clear Aperture	24 mm	24 mm	24 mm
Exit Pupil	8 mm	6 mm	4 mm
Eye Relief	65 mm	65 mm	65 mm
Diopter Range	+/- 2	+/- 2	+/- 2
Adjustment Range	+/- 55 MOA	+/- 45 MOA	+/- 30 MOA
Waterproofing	20m, 1 hour	20m, 1 hour	20m, 1 hour
Length [A]	4.23 in / 108 mm	4.23 in / 108 mm	5.32 in / 135 mm
Width [B]	1.92 in / 49 mm	1.92 in / 49 mm	1.92 in / 49 mm
Height [C]	2.80 in / 71 mm	2.80 in / 71 mm	2.80 in / 71 mm



JULIET4™ shown

MAINTENANCE

Cleaning- keep your lenses clear by using a soft cloth or lens pen. The best way to maintain image quality is by keeping your lenses clear of dirt and dust that cause scratches.

Always use your lens covers and flip back lens cover to ensure that the sight optics remain scratch free.

REPLACEMENT PARTS

For replacement parts for this model, please call 603-610-3000.

Description	Replacement P/N
THREAD IN LENS COVER	7400640-R
FLIP BACK LENS COVER	7400641-R
RED PATCH SCREW	7401276-R
WHITE PATCH SCREW	7401293-R
BLUE PATCH SCREW	7401294-R
FLIP AWAY MOUNT	7401956-01-R
SPACER PLATE KIT WITH 1.53 PLATE/1.63 PLATE AND MOUNTING SCREWS	SOJSPK

**SIG SAUER® Electro-Optics Infinite Guarantee® / Limited Lifetime Warranty**

SIG SAUER has manufactured the most rugged, dependable, high-performance firearms for more than two centuries. Our heritage of design, engineering, and precision-manufactured quality predates the existence of any other optics company worldwide.

We understand the importance of quality in the line of fire, at the shooting range or

on your next hunt. SIG SAUER Electro-Optics had to earn the right to wear that badge and the Infinite Guarantee has your back, forever. Period.

We will repair or replace your SIG SAUER product in the event it becomes damaged or defective, at no charge to you. If we cannot repair your product, we will replace it with a product in perfect working order of equal or better physical condition.

SIG SAUER Infinite Guarantee®

- Unlimited Lifetime Guarantee
- Fully Transferable
- No Warranty Card Required
- No Receipt Required
- No Time Limit Applies
- No Charge

Please note that our Infinite Guarantee excludes coverage for intentional damage, misuse, cosmetic damage that does not affect the performance of the optic, loss, theft, or unauthorized repair or modification. Excludes electronic and Tritium components.

Customers seeking warranty coverage must first obtain a Return Merchandise Authorization (RMA) by contacting SIG SAUER Customer Service, and return the product unloaded and freight prepaid.

ANY WARRANTIES IMPLIED BY LAW, INCLUDING ANY IMPLIED WARRANTIES OF MERCHANTABILITY OR FITNESS FOR A PARTICULAR PURPOSE, ARE EXPRESSLY DISCLAIMED. REPAIR, ALTERATION, OR REPLACEMENT AS PROVIDED HEREIN IS YOUR EXCLUSIVE REMEDY FOR ANY DEFECTIVE PRODUCT. IN NO EVENT SHALL SIG SAUER OR ANY COMPANY AFFILIATED WITH SIG SAUER BE LIABLE FOR ANY SPECIAL, INCIDENTAL, OR CONSEQUENTIAL DAMAGES OF ANY KIND ARISING OUT OF THE PURCHASE OR USE OF THIS PRODUCT, WHETHER BASED UPON CONTRACT, TORT, STATUTE, OR OTHERWISE. Some states do not allow the exclusion or limitation of implied warranties, or the exclusion or limitation of incidental or consequential damages, so some or all of the above limitations or exclusions may not apply to you. This warranty gives you specific legal rights, and you may also have other rights which vary from State to State.

THIS WARRANTY APPLIES TO COMMERCIAL CUSTOMERS ONLY, AND DOES NOT APPLY TO GOVERNMENT, MILITARY, LAW ENFORCEMENT, OR NON-US CUSTOMERS. NON-US COMMERCIAL CUSTOMERS MUST PURCHASE PRODUCT THROUGH AN AUTHORIZED SIG SAUER DEALER WITHIN THEIR COUNTRY OF RESIDENCE FOR THIS WARRANTY TO APPLY.

⚠ WARNING: CANCER AND REPRODUCTIVE HARM – www.P65Warnings.ca.gov

NOTES:

NOTES:



FOR PRODUCT SERVICE ON THIS MODEL, PLEASE CALL 603-610-3000

27100 SW Parkway Avenue, Wilsonville, Oregon 97070 USA