

ELECTRO-OPTICS



OSCAR™

OSCAR5™ 15-45x65MM SPOTTING SCOPE

OWNERS MANUAL

SIG SAUER®

TABLE OF CONTENTS

Introduction	3
Contents	4
Key Features	5
Product Identification	6
Setup	7
Maintenance	13
Troubleshooting	13
Specifications	14
SIG SAUER® Electro-Optics Infinite Guarantee™	15

This manual is available in the following languages: French, Spanish, German, Italian, Portuguese, Russian, Afrikaans, Swedish, and Norwegian. Please visit sigoptics.com for Owners Manual downloads.

INTRODUCTION

The OSCAR5™ is a premium straight eyepiece 15-45x65mm spotting scope featuring an industry leading HDX™ optical design. Combining extra-low dispersion glass with high light transmittance glass, BAK4 prisms and fully multi-coated lenses, the OSCAR5 provides the maximum in color clarity and image brightness, creating unmatched resolution and image contrast. The dual speed focus adjustment features a fast focus for quick target identification with a fine/slow focus for optimizing image details. Durable rubber armor protects the OSCAR5 with an ergonomic, non-slip gripping surface. An integrated sunshade extends to reduce glare and sun reflections on the objective lens for superior performance in bright light. The OSCAR5 is tripod compatible with a 90° rotating collar and includes a view-thru soft case, lens covers, and lens cloth.

The OSCAR5 is covered by the SIG SAUER Electro-Optics Infinite Guarantee.

CONTENTS:

- OSCAR5™ 15-45x65mm Spotting Scope
- Premium Direct-View Padded Ballistic Nylon Case
- Lens Covers
- Lens Cloth
- Owners Manual

KEY FEATURES:

- Straight eyepiece for easy target alignment
- Multi-position twist-up eyecup for generous eye relief
- HDX™ optical design combines extra-low dispersion glass with high light transmittance glass, fully multi-coated lenses and BAK4 prisms for superior image quality and light transmission.
- Durable rubber armor with an ergonomic non-slip grip design
- 15-45x magnification range and compact 65mm objective size make this packable product ideal for use on the range and in the field
- Incorporates a dual speed focus adjustment allowing a fast focus to locate the target and a fine/slow focus to help identify the finer details
- Integral Sunshade extends to reduce glare and sun reflections on the objective lens for superior performance in bright light
- Dependable waterproof and fog-proof performance
- Tripod compatible with a 90° rotating collar
- INFINITE Guarantee™, see website for full details

PRODUCT IDENTIFICATION:

A - Eyepiece Lens

B - Eyecup

C - Power Selector Ring

D - Eyepiece Attachment Ring

E - Fast Focus Adjustment Dial

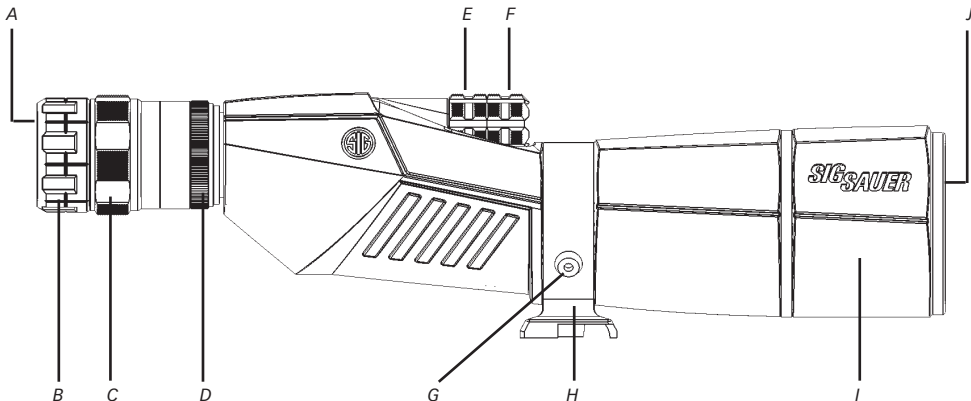
F - Slow / Fine Focus Adjustment Dial

G - Rotating Collar Adjustment Knob

H - Tripod Adapter

I - Sun Shade

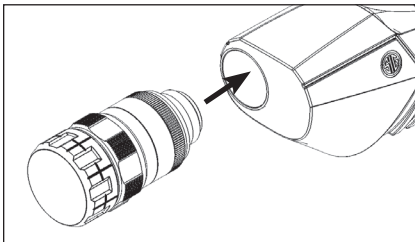
J - Objective Lens



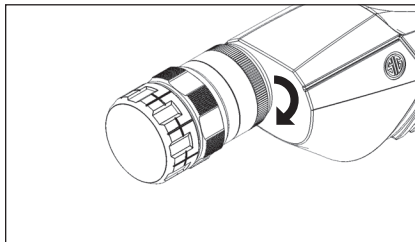
SET UP

Attaching the Eyepiece

1. Remove protective shipping caps from threaded end of eyepiece and main housing.
Note: Keep the eyepiece and objective lens covers installed to protect the lenses when the OSCAR5 is not in use.
2. Insert threaded end of eyepiece into main housing body (a).
3. Secure eyepiece to main housing by tightening the eyepiece assembly ring clockwise until snug (b).
Note: Ensure eyepiece assembly ring is fully tightened to prevent moisture intrusion.



a - Installing the eyepiece



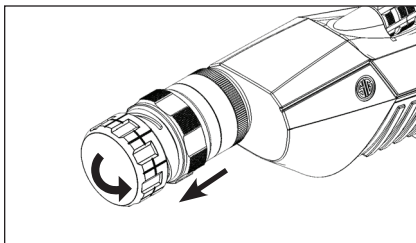
b - Tightening the eyepiece

Adjusting the Eyecup

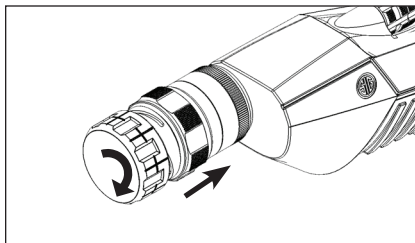
The eyecup rotates in or out to set eye relief.

1. To increase eye relief, rotate the eyecup counter-clockwise (out).
2. To decrease eye relief, rotate the eyecup clockwise (in).

Note: Users who wear glasses may find the best eye relief with the eyecup fully in.



Increase eye relief



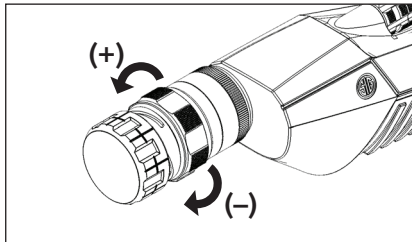
Decrease eye relief

Adjusting Magnification

The magnification adjustments on the OSCARS allow you to see a wider field of view at lower settings and increased detail at higher settings.

1. To select lower magnification, rotate the power selector ring clockwise (-).
2. To select higher magnification, rotate the power selector ring counterclockwise (+).

Note: The OSCAR5 has a magnification range of 15x (low) to 45x (high).

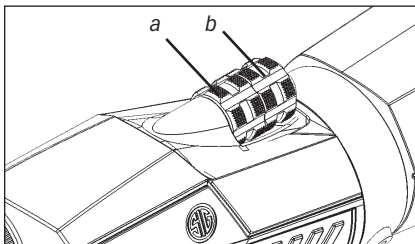


Focus Adjustment

Proper focus adjustment provides clear image details as well as reducing eye fatigue.

1. Use the fast focus adjustment dial (a) to quickly bring the image into focus.
2. Use the slow / fine focus adjustment dial (b) to optimize image details.

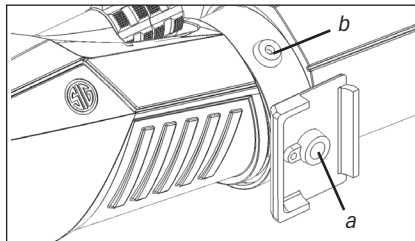
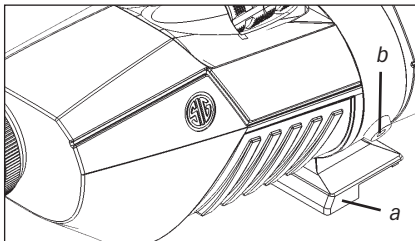
Note: minor focus adjustments are usually required after adjusting magnification.



Tripod Mount Adjustment

The OSCAR5 can be easily mounted to a tripod or vehicle window adapter. The rotating collar allows the OSCARS to be mounted in multiple orientations.

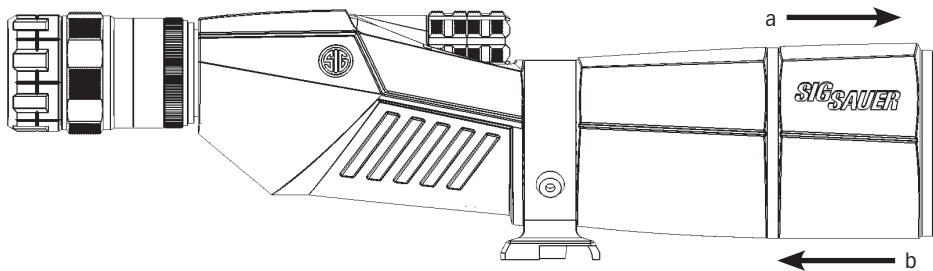
1. Attach the Tripod Foot (a) to any tripod I vehicle mount that uses a 1/4 x 20 screw thread.
2. To change the orientation of the rotating collar, loosen the rotating collar adjustment knob(b) by turning counter-clockwise.
3. When the desired position is set, tighten the rotating collar adjustment knob by turning clockwise until secure.



Sun Shade

The sun shade extends to reduce glare and sun reflections on the objective lens in bright light.

1. To extend the sun shade, pull forward (a)
2. To retract the sun shade, push rearward (b)



MAINTENANCE

- Cleaning- Keep your lenses clear by using a soft cloth or lens pen. The best way to maintain image quality is by keeping your lenses clear of dirt and dust that cause scratches.

TROUBLESHOOTING

Image is blurry

- Check focus adjustment
- Verify eyepiece and objective lens are clean

Difficulty finding target

- Reduce magnification to lower setting
- Check focus adjustment
- Check eye relief

OSCAR5 SPECIFICATIONS

Model/Magnification	15-45x65mm
Exit Pupil	4.3mm / 1.4mm
Objective Clear Aperture	65mm
Close Focus Distance	16 ft
Length	15.8 in
Eye Relief	15mm / 20mm
Linear FOV FT at 1000 yards	141 ft / 73 ft
Linear FOV M at 1000 M	47m / 24m
Angular FOV	2.7 / 1.4 degrees
Weight	1502g / 53oz



SIG SAUER Electro-Optics Infinite Guarantee™

SIG SAUER has manufactured the most rugged, dependable high-performance firearms for over two centuries. Our heritage of design, engineering and precision-manufactured quality predates the existence of any other optics company worldwide. We understand the importance of quality in the line of fire, at the shooting range or on your next hunt. SIG SAUER Electro-Optics had to earn the right to wear that badge and the Infinite Guarantee has your back, forever. Period.

We will repair or replace your SIG SAUER product in the event it becomes damaged or defective, at no charge to you. If we cannot repair your product, we will replace it with a product in perfect working order of equal or better physical condition. It doesn't matter how it happened, whose fault it was, or where you purchased it.

SIG SAUER Infinite Guarantee™

- Unlimited Lifetime Guarantee
- Fully Transferable
- No Warranty Card Required
- No Receipt Required
- No Time Limit Applies
- No Charge

If you ever have a problem, no matter the cause, we promise to take care of you when it counts. Please note that our Infinite Guarantee does not provide coverage for intentional damage, misuse, cosmetic damage that does not affect the performance of the optic, loss, theft or unauthorized repair or modification. Excludes electronic components.



FOR PRODUCT SERVICE ON THIS MODEL, PLEASE CALL 603-610-3000

19861 SW 95th Avenue, Portland, OR 97062 USA