



ELECTRO-OPTICS

OSCAR™

OSCAR7™ 20-60x82MM SPOTTING SCOPE

OWNERS MANUAL

SIG SAUER®

TABLE OF CONTENTS

Introduction	3
Contents	4
Key Features	5
Product Identification	6
Setup	7
Maintenance	14
Troubleshooting	14
Specifications	15
SIG SAUER® Electro-Optics Infinite Guarantee™	17

This manual is available in the following languages: French, Spanish, German, Italian, Portuguese, Russian, Afrikaans, Swedish, and Norwegian. Please visit sigoptics.com for Owners Manual downloads.

INTRODUCTION

The OSCAR7™ is a premium angled eyepiece 20-60x82mm spotting scope featuring an industry leading HDX™ optical design. Combining extra-low dispersion glass with high light transmittance glass, BAK4 prisms and fully multi-coated lenses, the OSCAR7 provides the maximum in color clarity and image brightness, creating unmatched resolution and image contrast. The dual speed focus adjustment features a fast focus for quick target identification with a fine/slow focus for optimizing image details. Durable rubber armor protects the OSCAR7 with an ergonomic, non-slip gripping surface. An integrated sunshade extends to reduce glare and sun reflections on the objective lens for superior performance in bright light. The OSCAR7 is tripod compatible with a 90° rotating collar and includes a view-thru soft case, lens covers, and lens cloth.

The OSCAR7 is covered by the SIG SAUER Electro-Optics Infinite Guarantee.

CONTENTS:

- OSCAR7™ 20-60x82mm Spotting Scope
- Premium Direct-View Padded Ballistic Nylon Case
- Lens Covers
- Lens Cloth
- Owners Manual

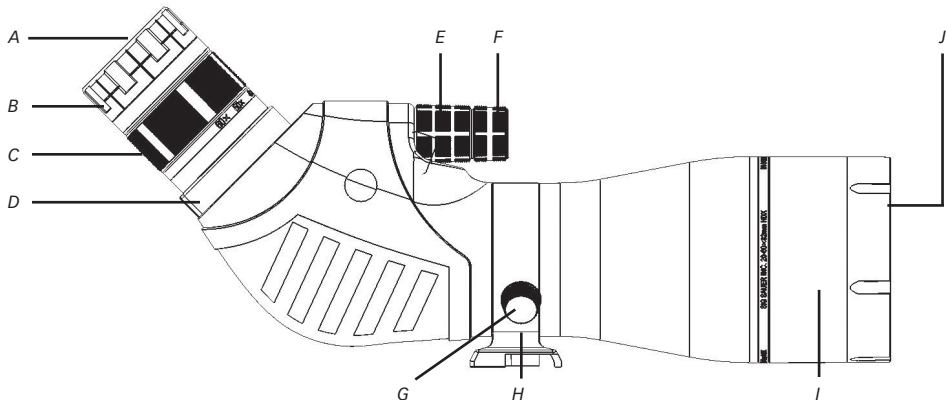
KEY FEATURES:

- Angled eyepiece for easy alignment in varying terrain conditions
- Multi-position twist-up eyecup for generous eye relief
- HDX™ optical design combines extra-low dispersion glass with high light transmittance glass, fully multi-coated lenses and BAK4 prisms for superior image quality and light transmission.
- Durable rubber armor with an ergonomic non-slip grip design
- 20-60x magnification range and compact 82mm objective size make this packable product ideal for use on the range and in the field
- Incorporates a dual speed focus adjustment allowing a fast focus to locate the target and a fine/slow focus to help identify the finer details
- Integral Sunshade extends to reduce glare and sun reflections on the objective lens for superior performance in bright light
- Dependable waterproof and fog-proof performance
- Tripod compatible with a 90° rotating collar
- INFINITE Guarantee™, see website for full details

PRODUCT IDENTIFICATION:

- A - Eyepiece Lens
- B - Eyecup
- C - Power Selector Ring
- D - Eyepiece Lock
- E - Fast Focus Adjustment Dial

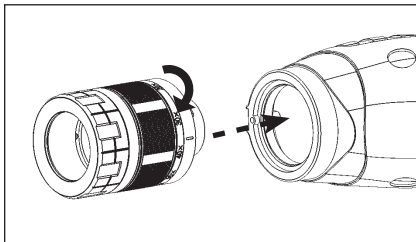
- F - Slow | Fine Focus Adjustment Dial
- G - Rotating Collar Adjustment Knob
- H - Tripod Adapter
- I - Sun Shade
- J - Objective Lens



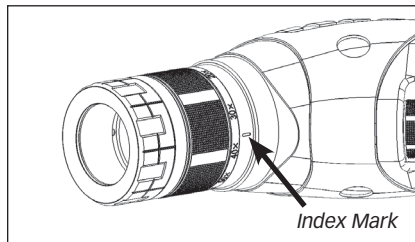
SET UP

Attaching the Eyepiece

1. Remove protective shipping caps from bayonet end of eyepiece and main housing.
Note: Keep the eyepiece and objective lens covers installed to protect the lenses when the OSCAR7 is not in use.
2. Align eyepiece index mark "I" with body index mark "o" (at 10 o'clock), insert eyepiece into body, and rotate eyepiece clockwise until locked (approx 1/8th turn).
3. Eyepiece index mark will be at 12 o'clock when locked in place.



a - Installing the eyepiece

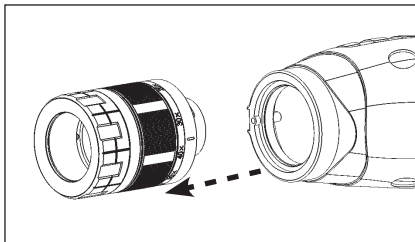
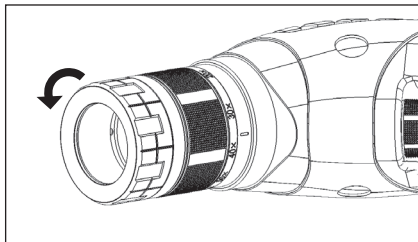


b - Tightening the eyepiece

Eyepiece Removal

Press down on eyepiece lock (d), rotate eyepiece counter-clockwise 1/8th turn and remove from body.

Note: install eyepiece and body protective shipping caps when eyepiece is not installed

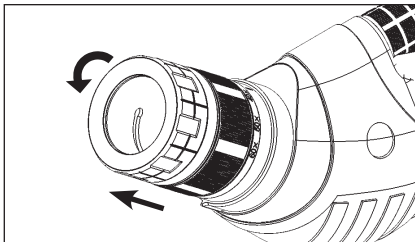


Adjusting the Eyecup

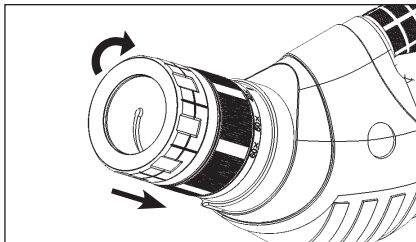
The eyecup rotates in or out to set eye relief.

1. To increase eye relief, rotate the eyecup counter-clockwise (out).
2. To decrease eye relief, rotate the eyecup clockwise (in).

Note: Users who wear glasses may find the best eye relief with the eyecup fully in.



Increase eye relief



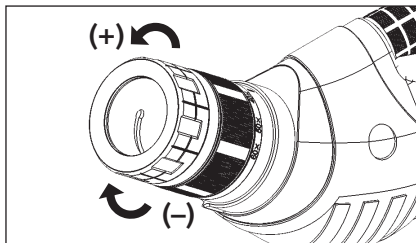
Decrease eye relief

Adjusting Magnification

The magnification adjustments on the OSCAR7 allow you to see a wider field of view at lower settings and increased detail at higher settings.

1. To select lower magnification, rotate the power selector ring clockwise (-).
2. To select higher magnification, rotate the power selector ring counterclockwise (+).

Note: The OSCAR7 has a magnification range of 20x (low) to 60x (high).

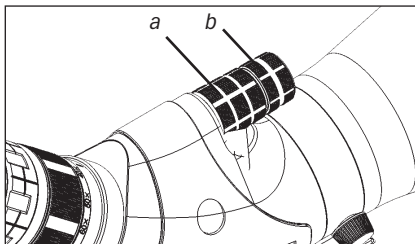


Focus Adjustment

Proper focus adjustment provides clear image details as well as reducing eye fatigue.

1. Use the fast focus adjustment dial (a) to quickly bring the image into focus.
2. Use the slow / fine focus adjustment dial (b) to optimize image details.

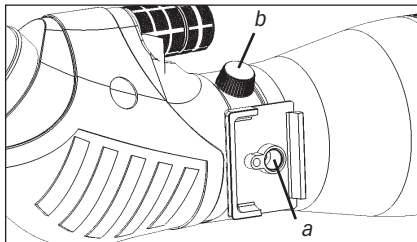
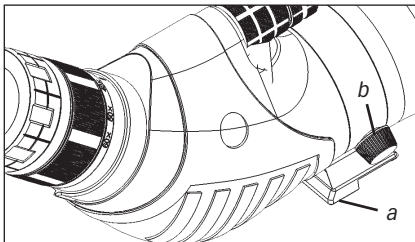
Note: minor focus adjustments are usually required after adjusting magnification.



Tripod Mount Adjustment

The OSCAR7 can be easily mounted to a tripod or vehicle window adapter. The rotating collar allows the OSCAR7 to be mounted in multiple orientations.

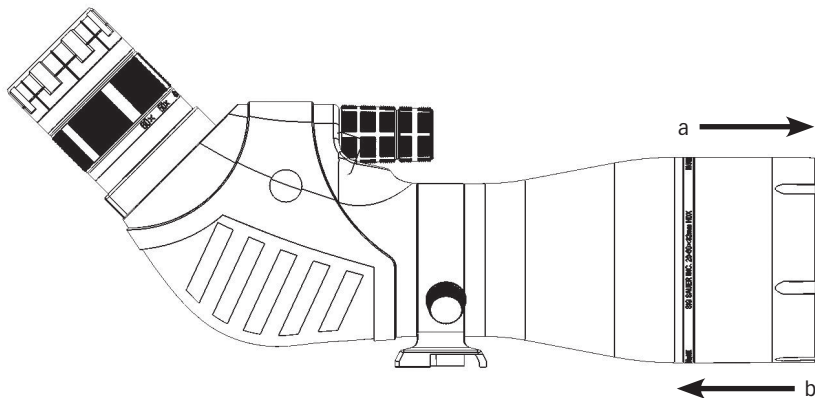
1. Attach the Tripod Foot (a) to any tripod or vehicle mount that uses a 1/4 x 20 screw thread.
2. To change the orientation of the rotating collar, loosen the rotating collar adjustment knob (b) by turning counter-clockwise.
3. When the desired position is set, tighten the rotating collar adjustment knob by turning clockwise until secure.



Sun Shade

The sun shade extends to reduce glare and sun reflections on the objective lens in bright light.

1. To extend the sun shade, pull forward (a)
2. To retract the sun shade, push rearward (b)



MAINTENANCE

- Cleaning- Keep your lenses clear by using a soft cloth or lens pen. The best way to maintain image quality is by keeping your lenses clear of dirt and dust that cause scratches.

TROUBLESHOOTING

Image is blurry

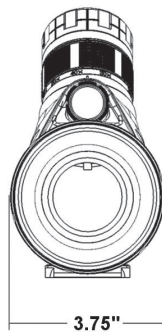
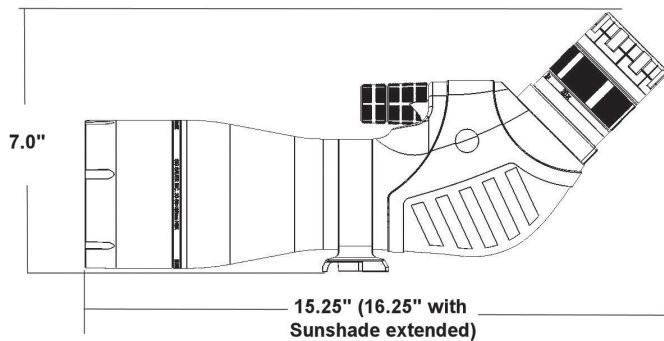
- Check focus adjustment
- Verify eyepiece and objective lens are clean

Difficulty finding target

- Reduce magnification to lower setting
- Check focus adjustment
- Check eye relief

OSCAR7 SPECIFICATIONS

Model/Magnification	20-60x82mm
Exit Pupil	4.1mm / 1.4mm
Objective Clear Aperture	82mm
Close Focus Distance	16 ft
Length	15.3 in
Eye Relief	18mm / 20mm
Linear FOV FT at 1000 yards	115 ft / 60 ft
Linear FOV M at 1000 M	38m / 20m
Angular FOV	2.2 / 1.1 degrees
Weight	1701g / 64oz





SIG SAUER Electro-Optics Infinite Guarantee™

SIG SAUER has manufactured the most rugged, dependable high-performance firearms for over two centuries. Our heritage of design, engineering and precision-manufactured quality predates the existence of any other optics company worldwide. We understand the importance of quality in the line of fire, at the shooting range or on your next hunt. SIG SAUER Electro-Optics had to earn the right to wear that badge and the Infinite Guarantee has your back, forever. Period.

We will repair or replace your SIG SAUER product in the event it becomes damaged or defective, at no charge to you. If we cannot repair your product, we will replace it with a product in perfect working order of equal or better physical condition. It doesn't matter how it happened, whose fault it was, or where you purchased it.

SIG SAUER Infinite Guarantee™

- Unlimited Lifetime Guarantee
- Fully Transferable
- No Warranty Card Required
- No Receipt Required
- No Time Limit Applies
- No Charge

If you ever have a problem, no matter the cause, we promise to take care of you when it counts. Please note that our Infinite Guarantee does not provide coverage for intentional damage, misuse, cosmetic damage that does not affect the performance of the optic, loss, theft or unauthorized repair or modification. Excludes electronic components.

NOTES:

NOTES:



FOR PRODUCT SERVICE ON THIS MODEL, PLEASE CALL 603-610-3000

19861 SW 95th Avenue, Portland, OR 97062 USA